

LOOK N LEARN Calcutta's Jai MAGAZINE

10th May 2019 Every Fortnight | English, Hindi & Gujarati

Paap Punya League 2019



VS





Dear kids,

We are glad to announce that we have organized PPL match for you all.

PPL means...

“Paap Punya League”

This PPL cricket match shows you the path of Salvation. Grab this opportunity to decide your destiny with Paap Punya League.

Procedure:

This Magazine contains all activities to win maximum scores for all the good deeds (Punya) and run out and wicket for all the bad deeds (Paap).

Decide your self and win maximum scores. Fill up your scores on the last page. For the right answers wait till our next edition

-Gurubhakt Mehta Parivaar

Voting Pole

Meditate for 5 minutes, later go through the voting activity and choose yourself whom should you vote? Colour the circles that you

Paap or Punya

1.	Have Faith In Your Parmatma		<input checked="" type="radio"/>
2.	Disrespect Guru		<input type="radio"/>
3.	Hit Animals		<input type="radio"/>
4.	Follow Gurudevs Aagna		<input type="radio"/>
5.	Fight With Others		<input type="radio"/>
6.	Shout On Elders		<input type="radio"/>
7.	Read Religious Books		<input type="radio"/>
8.	Love Your Grandparents		<input type="radio"/>
9.	Pluck Flowers		<input type="radio"/>

10.	Respect And Help Your Parents
11.	Be Friendly With All
12.	Tease Others
13.	Bang The Door
14.	Arrange Your Clothes
15.	Keep Your Books Neatly
16.	Spit On Others
17.	Crib On Every Small Things
18.	Clean Your Playing Room
19.	Share Your Things



20.	Tear Or Stamp On Papers
21.	Break Toys
22.	Do Not Litter On The Road
23.	Be Kind To All
24.	Throw Books Or Things
25.	Share Your Things

Voting Pole

After voting go to your nearest Upashray. Bow down to Pujya Sadhu-Sadhviji and show them your voting and confess for your sins and ask for repentance.



Also take a vow that you will not repeat the mistakes again in your life.

Scoreboard:

For 5 correct answers you will get 6 Runs,
 For 2 wrong answers you will be declared Run out!
 For all 25 correct answers you will score 30 runs.





Identify the 6 kaay Jiv correctly and write them below the image



Hint for both the pages:

Pruthvi kaay, Aap kaay, Teu kaay, Vayu Kaay, Vanaspati kaay, Beindriya, Teindriya, Chaurindriya, Devta, Naraki, Tiryanch, Manushya




Deal

Yes

No

Deal



Scoreboard:

For 3 correct answers you will get 4 Runs,
For 1 wrong answers you will be declared LBW!
For all correct answers you will score 16 runs.



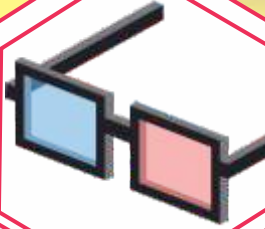
Search your Divine Alphabets from A to M...


*Hints are given in the images





*Hints are given in the images


Search your Divine Alphabets from N to Z...



Arihant- Namo Arihantanam 

B - _____ 

C - _____ 

D - _____ 

E - _____

F - _____

G - _____

H - _____

I - _____

J - _____

K - _____

L - _____

M - _____

N - _____

O - _____

P - _____

Q - _____

R - _____

S - _____

T - _____

U - _____

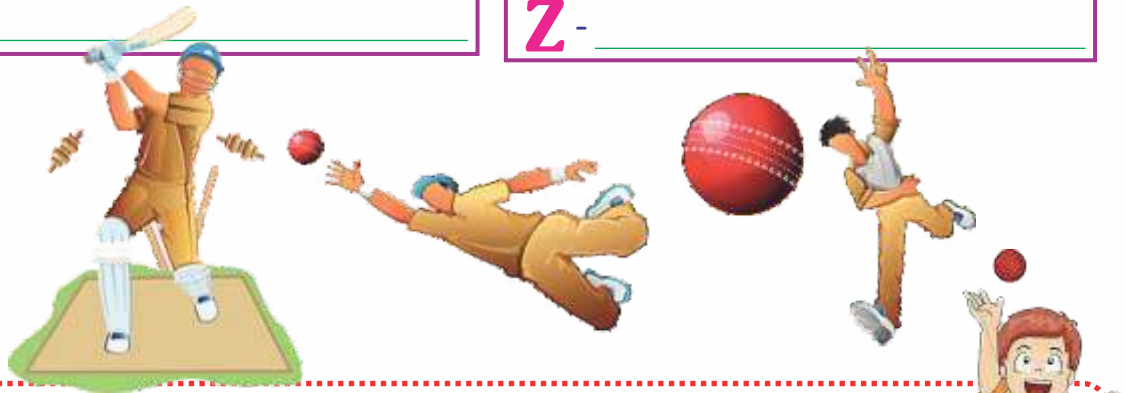
V - _____

W - _____

X - _____

Y - _____

Z - _____



Scoreboard:

For all correct answers from A to M, you will get 12 Runs!
 For all correct answers from N to Z, you will get 12 Runs!
 For 3 wrong answers from A to M, you will be declared Catch out!
 For 3 wrong answers from N to Z, you will be declared Catch out!
 Total score 24



Punjani Making - Why buy when we can make one!

Art
n
Craft

2

Cut a paper strip of 10 by 2 inch

1

Take wool and cut 200 long strips of 3 to 4 inches



3

Stick the wollen pieces on paper strip as shown

4

Stick the paper strip on the pencil on one end and let the woolen strings flow downwards. Your Punjani is ready!




Material needed:

Big pencil
wool (white colour)

Gum

Scissor

Paper strip



Why and when to use an Punjani...

- ▶ Clean your stove before use
- ▶ To clean your desk board before studying
- ▶ To take care of any small insects if you see on floor

Scoreboard:

For making Punjani you will get 12 Runs!

- ▶ To Protect all living beings
- ▶ To follow the path of Ahimsa
- ▶ To give Abhaydaan
- ▶ To befriendly with all jivas

To make the Divine Samavasaran

जब परमात्मा को केवलज्ञान होता है तब देवलोक के देव अपने हृदय के भावों को परमात्मा के चरणों में रखने के भाव करते हैं। सभी जीव परमात्मा के दर्शन करने के लिए आए और उन्हें धर्म का ज्ञान प्राप्त हो इस हेतु से वे ४८ मिनट से भी कम समय में समवसरण की रचना करते हैं।

When Tirthankar attains omniscience, dev's desire to offer their heartfelt gratitude at the lotus feet of Parmatma. It is an effort to build a unique, incomparable Samavasaran as Parmatma shall give discourses for the benefit of all the living beings. They create the majestic Samavasaran in less than 48 minutes.



एक ऐसी जगह जहाँ परमात्मा की पवित्र वाणी सुनने मिले, जहाँ दुनिया के सभी अजूबे एक साथ दिखने मिले, जहाँ मनुष्य भी हो, देवता भी हो और पशु-पक्षी भी अपना आपसी बैर भूल जाएँ, एक ऐसी दिव्य जगह जहाँ पॉजिटिव वाइब्रेशन्स की अनुभूति हो... उसे समवसरण कहते हैं

A place where one is blessed with the pious words of Parmatma, where one witnesses all the surprices of the world, Where animals, humans and celestial beings do not have any enmity for each other, where one always experiences positive vibrations is called Samavasaran

Lets create a divine Samavasaran at home!

We have given you cut outs of Samavasaran, for further instructions refer page No. 19.

Scoreboard:


For each Gadh(floor) you will get 6 Runs,

For placing objects wrong in the Gadh(floor) you will be declared Run out!

Total 18 Runs



Lace for all 3 Gadh (floor)




Tiryanch panchendriya




Birds





Ashokvruksha



Sinhasan



Sadhu - Sadhvi



Dev - Devi




Dev viman


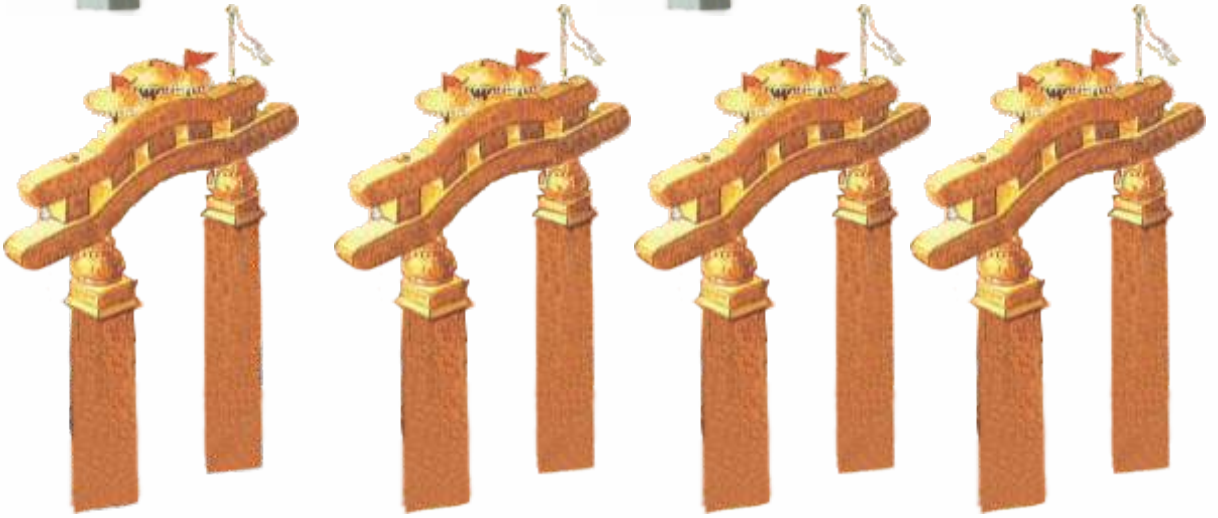


Shrivak - Shrivika

Tiryanch panchendriya

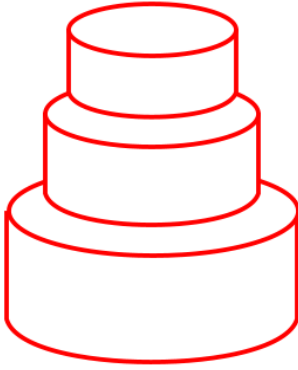






Doors for 1st, 2nd and 3rd floor

**Step
1**



Stick all the 3 boxes one above the other as shown

**Step
2**



Cover the 1st box with silver paper
2nd box with golden paper
3rd box with glitter paper

**Step
3**



Decorate the Samavasaran with the given lace. Place the doors and the images in their appropriate floor. You can get xerox of more lace and images if you need from the previous pages. Use jems, glitter, beads, poeals to further make your own Samavasara divine.

**S
a
m
p
l
e**



Where shall I place and what shall we do with the Divine Samavasaran?

Keep your Samavasaran at your study desk or in Northeast corner of your home. Whenever glance at it pray to Parmatma that

Hey Parmatma, when will I get a chance to be in your Samavasaran,
When will I get your Sharan,
When will I become like you...

परमात्मानुं शरण ए ज समवशरण



Crick, Crick, Crick Cricket...
Don't drop your Wicket!

Activity	Runs	Your Score
Voting	30	
Deal No Deal	16	
A-Z activity	24	
Punjani making	12	
Samavasaran	18	
Total	100	